

Endurakote Plating for Corrosion-Resistant Bearings (Series L, N)

Introduction

Endurakote plating protects bearings from corrosion and provides substantial life improvements in hostile environments. Endurakote plating is applied over conventional bearing materials such as AISI 52100 steel, and offers the benefit of corrosion resistance normally found only in stainless steel bearings. The coating is applied to each entire bearing race ring, including the paths, thus leaving no area exposed. Other commercial chrome or cadmium coatings normally accepted and used cannot be applied to the path due to the rolling contact stresses. Endurakote plating is hard chromium, electrodeposited by a proprietary process which achieves a true molecular bond, and will not flake or peel even under the high contact stresses experienced in the bearing paths.

Laboratory and field testing results have proven the benefits of this process. Severe salt spray testing has shown that bearings with Endurakote plating withstand corrosion as well as or better than AISI 440C stainless steel. The hard, dense exterior surface formed by the coating is extremely wear resistant and is excellent in the retention of the lubricant film. Conventional life testing of AISI 52100 steel bearings with Endurakote plating has shown that no life de-rating is necessary. In fact, the extremely hard surface of Endurakote plating protects the bearing from surface generated damage which can promote premature failure. Since the coating is capable of withstanding extremely high temperatures, the bearings are limited by the bearing materials or lubricant used.

The coating used for Endurakote plating can be applied to any type of bearing and to most bearing materials. Its primary advantage is to utilize stock materials such as AISI 52100, etc. with their economies, and convert them to wear and corrosion resistant bearings. This is particularly beneficial for larger diameter bearings or where quick delivery is critical. Thus, cost savings can be achieved over more exotic or specialized materials. Also, stock bearings can have Endurakote plating applied for quick delivery.

The net result is that we can offer bearings with the capacity of conventional bearing steels and the corrosion resistance of AISI 440C stainless steel from standard AISI 52100 stock components.

Application

Endurakote plating provides corrosion resistance and is effective in increasing wear resistance in sliding surface contacts such as the lands where the cage pilots. The micro-surface composition of Endurakote plating aids in lubricant dispersion, enhancing base metals to the degree of reducing or eliminating galling, seizing, and high friction, over a wide range of installations and environments.

Advantages

Endurakote plating effects a buildup of less than .0002 under normal circumstances. Thus, it can often be applied to stock bearing components which have been specially selected. Endurakote plating is compatible with most ferrous and nonferrous metal, allowing maximum flexibility in selection of base material. Endurakote plating is normally a final process, and its quality is constant with any given base metal, insuring design reproducibility.

Properties and Characteristics

A. Hardness

Endurakote plating, as deposited, has an equivalent hardness in excess of 70 Rockwell "C." When measured by conventional micro-hardness methods, the host material will modify this measurement to some degree.

B. Coefficient of Friction

(Note: Measurements made at 72°F, using other materials for comparison.)

| Material | Against Material | Static | — | Sliding |
|---------------|--------------------|--------|---|---------|
| Steel | Steel | 0.30 | — | 0.20 |
| Steel | Brass, Bronze | 0.25 | — | 0.20 |
| Steel | Endurakote plating | 0.17 | — | 0.16 |
| Brass, Bronze | Endurakote plating | 0.15 | — | 0.13 |
| Endurakote | Endurakote plating | 0.14 | — | 0.12 |

Endurakote Plating (continued)

C. Adhesion

Endurakote plating will not flake, crack, chip, peel or otherwise separate from the base material under standard bend tests or under conditions where severe heat is induced. The adherence is adequate to withstand the extremely high compressive stresses in the contact areas of ball and roller bearings.

D. Effect On Base

The purity of the chromium surface will not be less than 99% as deposited. A comprehensive testing program at Kaydon established that bearings with Endurakote plating exhibited load carrying capacities and life expectancy equal to or better than uncoated AISI 52100 steel bearings.

E. Corrosion Resistance

Endurakote plating resists attack by most organic and inorganic compounds with a pH within the range of 4 and 11, except sulfuric and hydrochloric acids. Porosity of the base metal, compound concentration and exposure time to the compound become corrosion factors, but Endurakote plating greatly enhances the base material. In severe salt spray tests as well as tap water immersion tests, AISI 52100 steel with Endurakote plating proved equal to fully hardened AISI 440C stainless steel in resistance to rusting. In many instances, Endurakote plating is better for corrosion protection than cadmium plate, zinc plate, phosphates, chromates, black oxide or normal chrome plate. We invite inquiries about this and will be pleased to arrange tests to qualify Endurakote plating for specific environments.

F. Heat Resistance

Reali-Slim bearings with Endurakote plating are designed to maintain their operating characteristics over a temperature range from -65°F to 250°F.

G. Surface Quality

Endurakote plating conforms to the texture of the existing surface. Ra finish will be improved slightly down to about 8 Ra; below 4 Ra there is little change. Endurakote plating has a matte or micro-orange peel surface with very good lubricant retention qualities.

H. Food Industries

Endurakote plating is used on food processing equipment.

I. Load Capacity

Endurakote plating does not affect the static or dynamic load capacity of the bearing. These values can be found by looking up the corresponding part number — starting with “K” — in the standard Reali-Slim bearing tables.

Bearing Size Capabilities

Endurakote plating can be applied to any Reali-Slim bearing.

Restrictions

Kaydon does not recommend the use of Endurakote plating in any low torque or torque-sensitive applications.

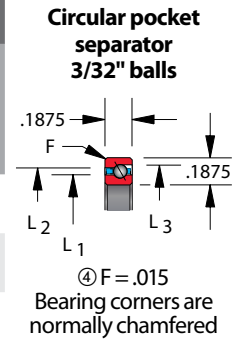
Open Endurakote-Plated Endura-Slim® Bearing Selections

Type A – ANGULAR CONTACT

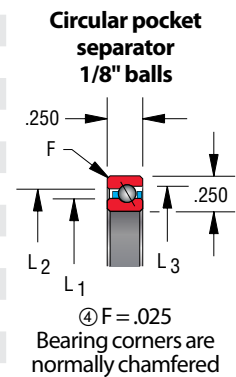
A deep groove bearing with reduced shoulder on one side of inner or outer race ball path. Snap-over assembly permits use of a one-piece circular pocket ring separator and greater ball complement. These bearings will accept radial load and single direction thrust load and are normally used in conjunction with another bearing of similar construction. Type A bearings require

the application of thrust to establish contact angle. Stock bearings are individual units and when purchased as such must be adjusted at installation to desired running clearance or preload. Matched sets are available. Kaydon also offers matched spacers for applications requiring extra precision.

| NAA Series | | | | | | | | | | | |
|-----------------------|----------------------|--------------|----------------|----------------|-----------------------|-----------------------------------|-------------------------|--------|---------------------|--------|---------------------|
| KAYDON Bearing Number | Dimensions in Inches | | | | | Capacities in Pounds ^① | | | | | Approx. Wt. in lbs. |
| | Size | | Land Diameters | | | Dynamic | | | Static ^② | | |
| | Bore | Outside Dia. | L ₁ | L ₂ | C'Bore L ₃ | KAYDON Radial | ISO Radial ^③ | Thrust | Radial | Thrust | |
| NAA10AGO | 1.0000 | 1.3752 | 1.140 | 1.235 | 1.274 | 194 | 590 | 450 | 340 | 970 | .025 |
| NAA15AGO | 1.5000 | 1.8752 | 1.640 | 1.735 | 1.774 | 238 | 681 | 560 | 480 | 1,380 | .038 |
| NAA17AGO | 1.7500 | 2.1252 | 1.890 | 1.985 | 2.024 | 251 | 697 | 600 | 530 | 1,520 | .045 |



| NA Series | | | | | | | | | | | |
|-----------------------|----------------------|--------------|----------------|----------------|-----------------------|-----------------------------------|-------------------------|--------|---------------------|--------|---------------------|
| KAYDON Bearing Number | Dimensions in Inches | | | | | Capacities in Pounds ^① | | | | | Approx. Wt. in lbs. |
| | Size | | Land Diameters | | | Dynamic | | | Static ^② | | |
| | Bore | Outside Dia. | L ₁ | L ₂ | C'Bore L ₃ | KAYDON Radial | ISO Radial ^③ | Thrust | Radial | Thrust | |
| NA020AR0 | 2.0000 | 2.5002 | 2.186 | 2.314 | 2.369 | 405 | 1,065 | 960 | 790 | 2,280 | .10 |
| NA025AR0 | 2.5000 | 3.0002 | 2.686 | 2.814 | 2.869 | 459 | 1,150 | 1,100 | 960 | 2,780 | .12 |
| NA030AR0 | 3.0000 | 3.5002 | 3.186 | 3.314 | 3.367 | 507 | 1,225 | 1,230 | 1,140 | 3,290 | .14 |
| NA035AR0 | 3.5000 | 4.0002 | 3.686 | 3.814 | 3.867 | 552 | 1,292 | 1,350 | 1,310 | 3,790 | .17 |
| NA040AR0 | 3.9998 | 4.5003 | 4.186 | 4.314 | 4.367 | 595 | 1,353 | 1,470 | 1,490 | 4,300 | .19 |
| NA042AR0 | 4.2498 | 4.7503 | 4.436 | 4.564 | 4.615 | 616 | 1,382 | 1,530 | 1,580 | 4,550 | .20 |
| NA045AR0 | 4.4998 | 5.0003 | 4.686 | 4.814 | 4.865 | 637 | 1,410 | 1,580 | 1,660 | 4,810 | .21 |
| NA047AR0 | 4.7498 | 5.2503 | 4.936 | 5.064 | 5.115 | 657 | 1,437 | 1,640 | 1,750 | 5,060 | .22 |
| NA050AR0 | 4.9998 | 5.5003 | 5.186 | 5.314 | 5.365 | 676 | 1,463 | 1,690 | 1,840 | 5,310 | .23 |
| NA055AR0 | 5.4998 | 6.0003 | 5.686 | 5.814 | 5.863 | 715 | 1,513 | 1,800 | 2,020 | 5,820 | .25 |
| NA060AR0 | 5.9998 | 6.5003 | 6.186 | 6.314 | 6.363 | 752 | 1,561 | 1,900 | 2,190 | 6,320 | .28 |
| NA065AR0 | 6.4998 | 7.0003 | 6.686 | 6.814 | 6.861 | 788 | 1,605 | 2,000 | 2,370 | 6,830 | .30 |
| NA070AR0 | 6.9998 | 7.5003 | 7.186 | 7.314 | 7.361 | 823 | 1,648 | 2,100 | 2,540 | 7,340 | .32 |
| NA075AR0 | 7.4998 | 8.0003 | 7.686 | 7.814 | 7.861 | 857 | 1,689 | 2,190 | 2,720 | 7,840 | .34 |
| NA080AR0 | 7.9998 | 8.5003 | 8.186 | 8.314 | 8.359 | 890 | 1,728 | 2,280 | 2,890 | 8,350 | .36 |
| NA090AR0 | 8.9998 | 9.5003 | 9.186 | 9.314 | 9.357 | 954 | 1,802 | 2,470 | 3,240 | 9,360 | .41 |
| NA100AR0 | 9.9998 | 10.5003 | 10.186 | 10.314 | 10.355 | 1,014 | 1,871 | 2,640 | 3,590 | 10,370 | .45 |
| NA110AR0 | 10.9998 | 11.5003 | 11.186 | 11.314 | 11.353 | 1,072 | 1,936 | 2,810 | 3,940 | 11,380 | .50 |
| NA120AR0 | 11.9998 | 12.5003 | 12.186 | 12.314 | 12.349 | 1,128 | 1,998 | 2,970 | 4,290 | 12,390 | .54 |



① Capacities listed are not simultaneous. For combined loading see discussion of [Bearing Selection](#) and [Load Analysis](#). Dynamic capacities are based upon 1 million revolutions of L10 life. Published capacities do not apply to hybrid series bearings P, X, and Y - contact Kaydon product engineering for values.

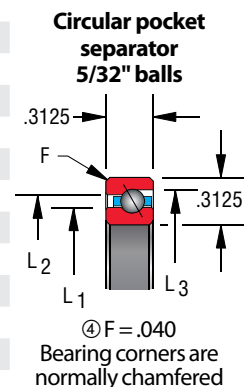
② Static capacities are non-brinell limits based on rigid support from the shaft and housing.

③ ISO Radial ratings are calculated per ISO 281:1990. They are included for comparison only (refer to [Page 95](#)).

④ "F" is the maximum shaft or housing fillet radius the bearing corners will clear.

Type A – Open Endurakote-Plated Endura-Slim Bearings, ANGULAR CONTACT

| NB Series | | | | | | | | | | | |
|-----------------------|----------------------|--------------|----------------|----------------|-----------------------|-----------------------------------|-------------------------|--------|---------------------|--------|---------------------|
| KAYDON Bearing Number | Dimensions in Inches | | | | | Capacities in Pounds ^① | | | | | Approx. Wt. in lbs. |
| | Size | | Land Diameters | | | Dynamic | | | Static ^② | | |
| | Bore | Outside Dia. | L ₁ | L ₂ | C'Bore L ₃ | KAYDON Radial | ISO Radial ^③ | Thrust | Radial | Thrust | |
| NB020ARO | 2.0000 | 2.6252 | 2.231 | 2.393 | 2.464 | 601 | 1,520 | 1,380 | 1,090 | 3,150 | .15 |
| NB025ARO | 2.5000 | 3.1252 | 2.731 | 2.893 | 2.964 | 675 | 1,650 | 1,590 | 1,340 | 3,860 | .19 |
| NB030ARO | 3.0000 | 3.6252 | 3.231 | 3.393 | 3.462 | 734 | 1,737 | 1,750 | 1,550 | 4,470 | .22 |
| NB035ARO | 3.5000 | 4.1252 | 3.731 | 3.893 | 3.962 | 801 | 1,840 | 1,930 | 1,790 | 5,180 | .27 |
| NB040ARO | 3.9998 | 4.6253 | 4.231 | 4.393 | 4.460 | 865 | 1,934 | 2,100 | 2,040 | 5,890 | .30 |
| NB042ARO | 4.2498 | 4.8753 | 4.481 | 4.643 | 4.710 | 891 | 1,967 | 2,170 | 2,150 | 6,200 | .31 |
| NB045ARO | 4.4998 | 5.1253 | 4.731 | 4.893 | 4.960 | 917 | 2,000 | 2,240 | 2,250 | 6,500 | .34 |
| NB047ARO | 4.7498 | 5.3753 | 4.981 | 5.143 | 5.210 | 951 | 2,051 | 2,340 | 2,390 | 6,910 | .35 |
| NB050ARO | 4.9998 | 5.6253 | 5.231 | 5.393 | 5.460 | 976 | 2,081 | 2,410 | 2,500 | 7,210 | .37 |
| NB055ARO | 5.4998 | 6.1253 | 5.731 | 5.893 | 5.958 | 1,033 | 2,158 | 2,560 | 2,740 | 7,920 | .40 |
| NB060ARO | 5.9998 | 6.6253 | 6.231 | 6.393 | 6.458 | 1,088 | 2,230 | 2,710 | 2,990 | 8,630 | .44 |
| NB065ARO | 6.4998 | 7.1253 | 6.731 | 6.893 | 6.958 | 1,132 | 2,281 | 2,840 | 3,200 | 9,240 | .47 |
| NB070ARO | 6.9998 | 7.6253 | 7.231 | 7.393 | 7.456 | 1,184 | 2,347 | 2,980 | 3,450 | 9,960 | .50 |
| NB075ARO | 7.4998 | 8.1253 | 7.731 | 7.893 | 7.955 | 1,235 | 2,409 | 3,120 | 3,700 | 10,670 | .54 |
| NB080ARO | 7.9998 | 8.6253 | 8.231 | 8.393 | 8.453 | 1,284 | 2,469 | 3,260 | 3,940 | 11,380 | .57 |
| NB090ARO | 8.9998 | 9.6253 | 9.231 | 9.393 | 9.451 | 1,370 | 2,568 | 3,510 | 4,400 | 12,700 | .64 |
| NB100ARO | 9.9998 | 10.6253 | 10.231 | 10.393 | 10.449 | 1,461 | 2,673 | 3,760 | 4,890 | 14,120 | .71 |
| NB110ARO | 10.9998 | 11.6253 | 11.231 | 11.393 | 11.447 | 1,540 | 2,760 | 4,000 | 5,350 | 15,440 | .78 |
| NB120ARO | 11.9998 | 12.6253 | 12.231 | 12.393 | 12.445 | 1,623 | 2,853 | 4,240 | 5,840 | 16,860 | .85 |
| NB140ARO | 13.9998 | 14.6253 | 14.231 | 14.393 | 14.439 | 1,767 | 3,005 | 4,670 | 6,760 | 19,500 | .98 |
| NB160ARO | 15.9998 | 16.6253 | 16.231 | 16.393 | 16.433 | 1,907 | 3,154 | 5,100 | 7,710 | 22,250 | 1.12 |
| NB180ARO | 17.9998 | 18.6253 | 18.231 | 18.393 | 18.425 | 2,038 | 3,292 | 5,510 | 8,660 | 24,990 | 1.26 |
| NB200ARO | 19.9998 | 20.6253 | 20.231 | 20.393 | 20.416 | 2,162 | 3,421 | 5,900 | 9,610 | 27,730 | 1.40 |



① Capacities listed are not simultaneous. For combined loading see discussion of Bearing Selection and Load Analysis. Dynamic capacities are based upon 1 million revolutions of L10 life. Published capacities do not apply to hybrid series bearings P, X, and Y - contact Kaydon product engineering for values.

② Static capacities are non-brinell limits based on rigid support from the shaft and housing.

③ ISO Radial ratings are calculated per ISO 281:1990. They are included for comparison only (refer to Page 95).

④ "F" is the maximum shaft or housing fillet radius the bearing corners will clear.

CONTACT Kaydon at —

Kaydon Bearings • Muskegon, Michigan 49443
Telephone: 231-755-3741 • Fax: 231-759-4102



Need Service Fast?

1-800-514-3066

www.kaydonbearings.com

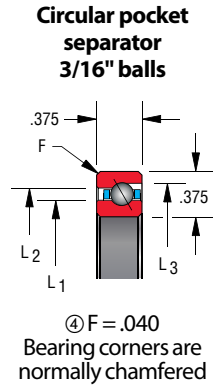


Type A – Open Endurakote-Plated Endura-Slim Bearings, ANGULAR CONTACT

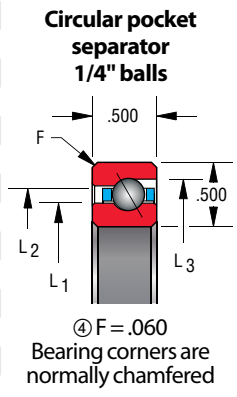
Selection Tables

Section 2

| NC Series | | | | | | | | | | | |
|-----------------------|----------------------|--------------|----------------|----------------|------------------------|-----------------------------------|-------------------------|--------|---------------------|--------|---------------------|
| KAYDON Bearing Number | Dimensions in Inches | | | | | Capacities in Pounds ^① | | | | | Approx. Wt. in lbs. |
| | Size | | Land Diameters | | | Dynamic | | | Static ^② | | |
| | Bore | Outside Dia. | L ₁ | L ₂ | C' Bore L ₃ | KAYDON Radial | ISO Radial ^③ | Thrust | Radial | Thrust | |
| NC040AR0 | 3.9998 | 4.7503 | 4.277 | 4.473 | 4.554 | 1,153 | 2,520 | 2,770 | 2,550 | 7,360 | .44 |
| NC042AR0 | 4.2498 | 5.0003 | 4.527 | 4.723 | 4.804 | 1,194 | 2,580 | 2,880 | 2,710 | 7,820 | .46 |
| NC045AR0 | 4.4998 | 5.2503 | 4.777 | 4.973 | 5.052 | 1,234 | 2,637 | 2,990 | 2,860 | 8,270 | .49 |
| NC047AR0 | 4.7498 | 5.5003 | 5.027 | 5.223 | 5.302 | 1,274 | 2,693 | 3,100 | 3,020 | 8,720 | .51 |
| NC050AR0 | 4.9998 | 5.7503 | 5.277 | 5.473 | 5.552 | 1,313 | 2,746 | 3,200 | 3,180 | 9,170 | .54 |
| NC055AR0 | 5.4998 | 6.2503 | 5.777 | 5.973 | 6.052 | 1,374 | 2,820 | 3,370 | 3,440 | 9,920 | .58 |
| NC060AR0 | 5.9998 | 6.7503 | 6.277 | 6.473 | 6.550 | 1,448 | 2,917 | 3,580 | 3,750 | 10,820 | .64 |
| NC065AR0 | 6.4998 | 7.2503 | 6.777 | 6.973 | 7.050 | 1,519 | 3,009 | 3,770 | 4,060 | 11,720 | .68 |
| NC070AR0 | 6.9998 | 7.7503 | 7.277 | 7.473 | 7.550 | 1,575 | 3,071 | 3,930 | 4,320 | 12,470 | .74 |
| NC075AR0 | 7.4998 | 8.2503 | 7.777 | 7.973 | 8.048 | 1,642 | 3,156 | 4,120 | 4,630 | 13,380 | .78 |
| NC080AR0 | 7.9998 | 8.7503 | 8.277 | 8.473 | 8.548 | 1,708 | 3,236 | 4,300 | 4,950 | 14,280 | .84 |
| NC090AR0 | 8.9998 | 9.7503 | 9.277 | 9.473 | 9.546 | 1,822 | 3,366 | 4,630 | 5,520 | 15,930 | .98 |
| NC100AR0 | 9.9998 | 10.7503 | 10.277 | 10.473 | 10.544 | 1,942 | 3,508 | 4,970 | 6,140 | 17,730 | 1.04 |
| NC110AR0 | 10.9998 | 11.7503 | 11.277 | 11.473 | 11.542 | 2,047 | 3,621 | 5,280 | 6,720 | 19,390 | 1.14 |
| NC120AR0 | 11.9998 | 12.7503 | 12.277 | 12.473 | 12.540 | 2,147 | 3,729 | 5,570 | 7,290 | 21,040 | 1.23 |
| NC140AR0 | 13.9998 | 14.7503 | 14.277 | 14.473 | 14.535 | 2,347 | 3,946 | 6,170 | 8,490 | 24,500 | 1.43 |
| NC160AR0 | 15.9998 | 16.7503 | 16.277 | 16.473 | 16.529 | 2,533 | 4,144 | 6,730 | 9,680 | 27,950 | 1.63 |
| NC180AR0 | 17.9998 | 18.7503 | 18.277 | 18.473 | 18.523 | 2,707 | 4,326 | 7,280 | 10,880 | 31,410 | 1.83 |
| NC200AR0 | 19.9998 | 20.7503 | 20.277 | 20.473 | 20.517 | 2,863 | 4,484 | 7,780 | 12,030 | 34,720 | 2.03 |
| NC250AR0 | 24.9998 | 25.7503 | 25.277 | 25.473 | 25.500 | 3,233 | 4,863 | 9,010 | 14,900 | 43,280 | 2.52 |
| NC300AR0 | 29.9998 | 30.7503 | 30.277 | 30.473 | 30.484 | 3,561 | 5,196 | 10,160 | 17,960 | 51,850 | 3.02 |



| ND Series | | | | | | | | | | | |
|-----------------------|----------------------|--------------|----------------|----------------|------------------------|-----------------------------------|-------------------------|--------|---------------------|--------|---------------------|
| KAYDON Bearing Number | Dimensions in Inches | | | | | Capacities in Pounds ^① | | | | | Approx. Wt. in lbs. |
| | Size | | Land Diameters | | | Dynamic | | | Static ^② | | |
| | Bore | Outside Dia. | L ₁ | L ₂ | C' Bore L ₃ | KAYDON Radial | ISO Radial ^③ | Thrust | Radial | Thrust | |
| ND040AR0 | 3.9998 | 5.0003 | 4.370 | 4.630 | 4.741 | 1,819 | 3,708 | 4,260 | 3,550 | 10,260 | .80 |
| ND042AR0 | 4.2498 | 5.2503 | 4.620 | 4.880 | 4.991 | 1,876 | 3,786 | 4,420 | 3,750 | 10,830 | .84 |
| ND045AR0 | 4.4998 | 5.5003 | 4.870 | 5.130 | 5.241 | 1,931 | 3,861 | 4,570 | 3,950 | 11,400 | .88 |
| ND047AR0 | 4.7498 | 5.7503 | 5.120 | 5.380 | 5.490 | 1,986 | 3,934 | 4,720 | 4,150 | 11,970 | .93 |
| ND050AR0 | 4.9998 | 6.0003 | 5.370 | 5.630 | 5.740 | 2,040 | 4,004 | 4,870 | 4,340 | 12,540 | .98 |
| ND055AR0 | 5.4998 | 6.5003 | 5.870 | 6.130 | 6.238 | 2,145 | 4,138 | 5,160 | 4,740 | 13,680 | 1.06 |
| ND060AR0 | 5.9998 | 7.0003 | 6.370 | 6.630 | 6.738 | 2,247 | 4,264 | 5,440 | 5,130 | 14,820 | 1.15 |
| ND065AR0 | 6.4998 | 7.5003 | 6.870 | 7.130 | 7.236 | 2,346 | 4,384 | 5,720 | 5,530 | 15,960 | 1.24 |
| ND070AR0 | 6.9998 | 8.0003 | 7.370 | 7.630 | 7.736 | 2,442 | 4,499 | 5,990 | 5,920 | 17,100 | 1.33 |
| ND075AR0 | 7.4998 | 8.5003 | 7.870 | 8.130 | 8.236 | 2,536 | 4,608 | 6,250 | 6,320 | 18,240 | 1.42 |
| ND080AR0 | 7.9998 | 9.0003 | 8.370 | 8.630 | 8.734 | 2,627 | 4,713 | 6,510 | 6,710 | 19,380 | 1.52 |
| ND090AR0 | 8.9998 | 10.0003 | 9.370 | 9.630 | 9.732 | 2,803 | 4,911 | 7,010 | 7,500 | 21,660 | 1.69 |
| ND100AR0 | 9.9998 | 11.0003 | 10.370 | 10.630 | 10.732 | 2,972 | 5,096 | 7,500 | 8,290 | 23,940 | 1.87 |
| ND110AR0 | 10.9998 | 12.0003 | 11.370 | 11.630 | 11.730 | 3,133 | 5,270 | 7,960 | 9,080 | 26,220 | 2.05 |
| ND120AR0 | 11.9998 | 13.0003 | 12.370 | 12.630 | 12.728 | 3,288 | 5,434 | 8,420 | 9,870 | 28,500 | 2.23 |
| ND140AR0 | 13.9998 | 15.0003 | 14.370 | 14.630 | 14.724 | 3,582 | 5,739 | 9,290 | 11,450 | 33,060 | 2.57 |
| ND160AR0 | 15.9998 | 17.0003 | 16.370 | 16.630 | 16.718 | 3,856 | 6,018 | 10,130 | 13,030 | 37,620 | 2.93 |
| ND180AR0 | 17.9998 | 19.0003 | 18.370 | 18.630 | 18.712 | 4,113 | 6,276 | 10,930 | 14,610 | 42,180 | 3.29 |
| ND200AR0 | 19.9998 | 21.0003 | 20.370 | 20.630 | 20.705 | 4,356 | 6,517 | 11,710 | 16,190 | 46,740 | 3.65 |
| ND210AR0 | 20.9998 | 22.0003 | 21.370 | 21.630 | 21.700 | 4,472 | 6,632 | 12,086 | 16,981 | 49,020 | 3.83 |
| ND250AR0 | 24.9998 | 26.0003 | 25.370 | 25.630 | 25.688 | 4,908 | 7,060 | 13,540 | 20,140 | 58,140 | 4.54 |
| ND300AR0 | 29.9998 | 31.0003 | 30.370 | 30.630 | 30.672 | 5,397 | 7,538 | 15,260 | 24,090 | 69,540 | 5.44 |



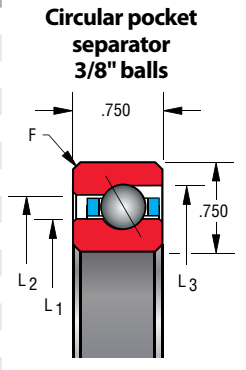
① Capacities listed are not simultaneous. For combined loading see discussion of Bearing Selection and Load Analysis. Dynamic capacities are based upon 1 million revolutions of L10 life. Published capacities do not apply to hybrid series bearings P, X, and Y - contact Kaydon product engineering for values.
 ② Static capacities are non-brinell limits based on rigid support from the shaft and housing.
 ③ ISO Radial ratings are calculated per ISO 281:1990. They are included for comparison only (refer to Page 95).
 ④ "F" is the maximum shaft or housing fillet radius the bearing corners will clear.

Type A – Open Endurakote-Plated Endura-Slim Bearings, ANGULAR CONTACT

Selection Tables

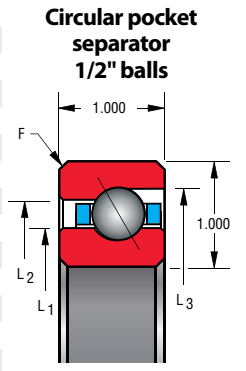
Section 2

| NF Series | | | | | | | | | | | |
|-----------------------|----------------------|--------------|----------------|----------------|------------------------|-----------------------------------|-------------------------|--------|---------------------|---------|---------------------|
| KAYDON Bearing Number | Dimensions in Inches | | | | | Capacities in Pounds ^① | | | | | Approx. Wt. in lbs. |
| | Size | | Land Diameters | | | Dynamic | | | Static ^② | | |
| | Bore | Outside Dia. | L ₁ | L ₂ | C' Bore L ₃ | KAYDON Radial | ISO Radial ^③ | Thrust | Radial | Thrust | |
| NF040ARO | 3.9998 | 5.5003 | 4.555 | 4.945 | 5.115 | 3,736 | 6,809 | 8,420 | 6,350 | 18,340 | 1.92 |
| NF042ARO | 4.2498 | 5.7503 | 4.805 | 5.195 | 5.365 | 3,805 | 6,891 | 8,630 | 6,600 | 19,050 | 2.04 |
| NF045ARO | 4.4998 | 6.0003 | 5.060 | 5.445 | 5.615 | 3,966 | 7,134 | 9,050 | 7,090 | 20,460 | 2.14 |
| NF047ARO | 4.7498 | 6.2503 | 5.305 | 5.695 | 5.865 | 4,034 | 7,207 | 9,260 | 7,330 | 21,160 | 2.26 |
| NF050ARO | 4.9998 | 6.5003 | 5.555 | 5.945 | 6.115 | 4,101 | 7,279 | 9,460 | 7,570 | 21,870 | 2.37 |
| NF055ARO | 5.4998 | 7.0003 | 6.055 | 6.445 | 6.613 | 4,319 | 7,566 | 10,060 | 8,310 | 23,980 | 2.59 |
| NF060ARO | 5.9998 | 7.5003 | 6.555 | 6.945 | 7.113 | 4,530 | 7,835 | 10,650 | 9,040 | 26,100 | 2.72 |
| NF065ARO | 6.4998 | 8.0003 | 7.055 | 7.445 | 7.613 | 4,734 | 8,088 | 11,220 | 9,770 | 28,220 | 2.94 |
| NF070ARO | 6.9998 | 8.5003 | 7.555 | 7.945 | 8.113 | 4,932 | 8,329 | 11,770 | 10,510 | 30,330 | 3.16 |
| NF075ARO | 7.4998 | 9.0003 | 8.055 | 8.445 | 8.610 | 5,052 | 8,432 | 12,130 | 11,000 | 31,740 | 3.39 |
| NF080ARO | 7.9998 | 9.5003 | 8.555 | 8.945 | 9.110 | 5,242 | 8,655 | 12,670 | 11,730 | 33,860 | 3.61 |
| NF090ARO | 8.9998 | 10.5003 | 9.555 | 9.945 | 10.108 | 5,608 | 9,073 | 13,700 | 13,190 | 38,090 | 3.95 |
| NF100ARO | 9.9998 | 11.5003 | 10.555 | 10.945 | 11.106 | 5,890 | 9,353 | 14,530 | 14,420 | 41,620 | 4.40 |
| NF110ARO | 10.9998 | 12.5003 | 11.555 | 11.945 | 12.106 | 6,227 | 9,720 | 15,500 | 15,880 | 45,850 | 4.75 |
| NF120ARO | 11.9998 | 13.5003 | 12.555 | 12.945 | 13.104 | 6,487 | 9,969 | 16,290 | 17,100 | 49,380 | 5.20 |
| NF140ARO | 13.9998 | 15.5003 | 14.555 | 14.945 | 15.102 | 7,043 | 10,523 | 17,950 | 19,790 | 57,140 | 5.76 |
| NF160ARO | 15.9998 | 17.5003 | 16.555 | 16.945 | 17.098 | 7,563 | 11,030 | 19,540 | 22,480 | 64,890 | 6.78 |
| NF180ARO | 17.9998 | 19.5003 | 18.555 | 18.945 | 19.096 | 8,103 | 11,573 | 21,210 | 25,410 | 73,360 | 7.67 |
| NF200ARO | 19.9998 | 21.5003 | 20.555 | 20.945 | 21.092 | 8,562 | 12,006 | 22,680 | 28,100 | 81,120 | 8.47 |
| NF250ARO | 24.9998 | 26.5003 | 25.555 | 25.945 | 26.085 | 9,585 | 12,954 | 26,100 | 34,700 | 100,200 | 10.50 |
| NF300ARO | 29.9998 | 31.5003 | 30.555 | 30.945 | 31.075 | 10,533 | 13,848 | 29,430 | 41,540 | 119,900 | 12.50 |
| NF350ARO | 34.9998 | 36.5003 | 35.555 | 35.945 | 36.064 | 11,382 | 14,653 | 32,580 | 48,380 | 139,700 | 14.60 |
| NF400ARO | 39.9998 | 41.5003 | 40.555 | 40.945 | 41.054 | 12,147 | 15,387 | 35,580 | 55,220 | 159,400 | 16.60 |



④ F = .080
Bearing corners are normally chamfered

| NG Series | | | | | | | | | | | |
|-----------------------|----------------------|--------------|----------------|----------------|------------------------|-----------------------------------|-------------------------|--------|---------------------|---------|---------------------|
| KAYDON Bearing Number | Dimensions in Inches | | | | | Capacities in Pounds ^① | | | | | Approx. Wt. in lbs. |
| | Size | | Land Diameters | | | Dynamic | | | Static ^② | | |
| | Bore | Outside Dia. | L ₁ | L ₂ | C' Bore L ₃ | KAYDON Radial | ISO Radial ^③ | Thrust | Radial | Thrust | |
| NG040ARO | 3.9998 | 6.0003 | 4.742 | 5.258 | 5.491 | 6,281 | 10,167 | 13,630 | 9,480 | 27,360 | 3.61 |
| NG042ARO | 4.2498 | 6.2503 | 4.992 | 5.508 | 5.741 | 6,438 | 10,384 | 14,090 | 9,950 | 28,730 | 3.83 |
| NG045ARO | 4.4998 | 6.5003 | 5.242 | 5.758 | 5.989 | 6,562 | 10,592 | 14,530 | 10,430 | 30,100 | 3.95 |
| NG047ARO | 4.7498 | 6.7503 | 5.492 | 6.008 | 6.239 | 6,745 | 10,792 | 14,970 | 10,900 | 31,460 | 4.17 |
| NG050ARO | 4.9998 | 7.0003 | 5.742 | 6.258 | 6.489 | 6,897 | 10,985 | 15,400 | 11,370 | 32,830 | 4.42 |
| NG055ARO | 5.4998 | 7.5003 | 6.242 | 6.758 | 6.989 | 7,192 | 11,352 | 16,240 | 12,320 | 35,570 | 4.73 |
| NG060ARO | 5.9998 | 8.0003 | 6.742 | 7.258 | 7.489 | 7,480 | 11,697 | 17,060 | 13,270 | 38,300 | 5.07 |
| NG065ARO | 6.4998 | 8.5003 | 7.242 | 7.758 | 7.987 | 7,761 | 12,023 | 17,870 | 14,220 | 41,040 | 5.41 |
| NG070ARO | 6.9998 | 9.0003 | 7.742 | 8.258 | 8.487 | 8,035 | 12,333 | 18,650 | 15,160 | 43,780 | 5.87 |
| NG075ARO | 7.4998 | 9.5003 | 8.242 | 8.758 | 8.987 | 8,303 | 12,629 | 19,420 | 16,110 | 46,510 | 6.20 |
| NG080ARO | 7.9998 | 10.0003 | 8.742 | 9.258 | 9.485 | 8,566 | 12,912 | 20,180 | 17,060 | 49,250 | 6.54 |
| NG090ARO | 8.9998 | 11.0003 | 9.742 | 10.258 | 10.485 | 9,073 | 13,446 | 21,640 | 18,960 | 54,720 | 7.22 |
| NG100ARO | 9.9998 | 12.0003 | 10.742 | 11.258 | 11.483 | 9,561 | 13,942 | 23,060 | 20,850 | 60,190 | 8.00 |
| NG110ARO | 10.9998 | 13.0003 | 11.742 | 12.258 | 12.481 | 10,027 | 14,409 | 24,440 | 22,750 | 65,660 | 8.68 |
| NG120ARO | 11.9998 | 14.0003 | 12.742 | 13.258 | 13.481 | 10,481 | 14,849 | 25,780 | 24,640 | 71,140 | 9.47 |
| NG140ARO | 13.9998 | 16.0003 | 14.742 | 15.258 | 15.478 | 11,338 | 15,665 | 28,360 | 28,430 | 82,080 | 10.90 |
| NG160ARO | 15.9998 | 18.0003 | 16.742 | 17.258 | 17.474 | 12,142 | 16,411 | 30,830 | 32,220 | 93,020 | 12.40 |
| NG180ARO | 17.9998 | 20.0003 | 18.742 | 19.258 | 19.472 | 12,898 | 17,101 | 33,200 | 36,020 | 104,000 | 13.80 |
| NG200ARO | 19.9998 | 22.0003 | 20.742 | 21.258 | 21.468 | 13,612 | 17,745 | 35,490 | 39,810 | 114,900 | 15.20 |
| NG220ARO | 21.9998 | 24.0003 | 22.742 | 23.258 | 23.468 | 14,290 | 18,351 | 37,712 | 43,598 | 125,856 | 16.63 |
| NG250ARO | 24.9998 | 27.0003 | 25.742 | 26.258 | 26.461 | 15,239 | 19,198 | 40,920 | 49,280 | 142,300 | 18.80 |
| NG300ARO | 29.9998 | 32.0003 | 30.742 | 31.258 | 31.451 | 16,687 | 20,480 | 46,020 | 58,760 | 169,600 | 22.50 |
| NG350ARO | 34.9998 | 37.0003 | 35.742 | 36.258 | 36.440 | 17,982 | 21,636 | 50,840 | 68,240 | 197,000 | 26.20 |
| NG400ARO | 39.9998 | 42.0003 | 40.742 | 41.258 | 41.430 | 19,153 | 22,693 | 55,440 | 77,720 | 224,400 | 29.80 |



④ F = .080
Bearing corners are normally chamfered

① Capacities listed are not simultaneous. For combined loading see discussion of [Bearing Selection](#) and [Load Analysis](#). Dynamic capacities are based upon 1 million revolutions of L10 life. Published capacities do not apply to hybrid series bearings P, X, and Y - contact Kaydon product engineering for values.
 ② Static capacities are non-brinell limits based on rigid support from the shaft and housing.
 ③ ISO Radial ratings are calculated per ISO 281:1990. They are included for comparison only (refer to [Page 95](#)).
 ④ "F" is the maximum shaft or housing fillet radius the bearing corners will clear.

Open Endurakote-Plated Endura-Slim Bearing Selections

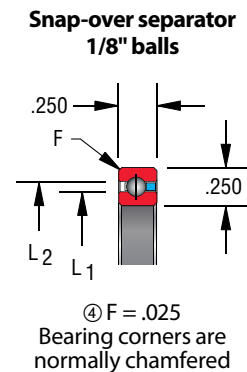
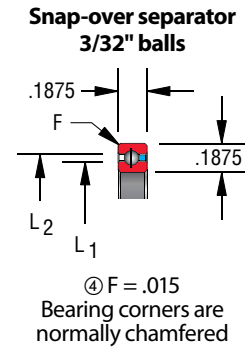
Type C – RADIAL CONTACT

A Conrad assembled bearing designed primarily for application of radial load—deep ball grooves also permit application of

thrust load in either direction – often used in conjunction with another bearing.

| NAA Series | | | | | | | | |
|-----------------------|----------------------|--------------|----------------|----------------|-----------------------------------|-------------------------|---------------------|---------------------|
| KAYDON Bearing Number | Dimensions in Inches | | | | Capacities in Pounds ^① | | | Approx. Wt. in lbs. |
| | Size | | Land Diameters | | Dynamic | | Static ^② | |
| | Bore | Outside Dia. | L ₁ | L ₂ | KAYDON Radial | ISO Radial ^③ | Radial | |
| NAA10CLO | 1.0000 | 1.3752 | 1.140 | 1.235 | 188 | 558 | 290 | .026 |
| NAA15CLO | 1.5000 | 1.8752 | 1.640 | 1.735 | 225 | 632 | 400 | .039 |
| NAA17CLO | 1.7500 | 2.1252 | 1.890 | 1.985 | 242 | 663 | 460 | .045 |

| NA Series | | | | | | | | |
|-----------------------|----------------------|--------------|----------------|----------------|-----------------------------------|-------------------------|---------------------|---------------------|
| KAYDON Bearing Number | Dimensions in Inches | | | | Capacities in Pounds ^① | | | Approx. Wt. in lbs. |
| | Size | | Land Diameters | | Dynamic | | Static ^② | |
| | Bore | Outside Dia. | L ₁ | L ₂ | KAYDON Radial | ISO Radial ^③ | Radial | |
| NA020CP0 | 2.0000 | 2.5002 | 2.186 | 2.314 | 393 | 1,012 | 680 | .10 |
| NA025CP0 | 2.5000 | 3.0002 | 2.686 | 2.814 | 442 | 1,094 | 830 | .13 |
| NA030CP0 | 3.0000 | 3.5002 | 3.186 | 3.314 | 487 | 1,166 | 990 | .15 |
| NA035CP0 | 3.5000 | 4.0002 | 3.686 | 3.814 | 530 | 1,230 | 1,140 | .18 |
| NA040CP0 | 3.9998 | 4.5003 | 4.186 | 4.314 | 571 | 1,289 | 1,290 | .19 |
| NA042CP0 | 4.2498 | 4.7503 | 4.436 | 4.564 | 591 | 1,317 | 1,370 | .20 |
| NA045CP0 | 4.4998 | 5.0003 | 4.686 | 4.814 | 610 | 1,344 | 1,440 | .22 |
| NA047CP0 | 4.7498 | 5.2503 | 4.936 | 5.064 | 629 | 1,369 | 1,520 | .23 |
| NA050CP0 | 4.9998 | 5.5003 | 5.186 | 5.314 | 648 | 1,394 | 1,590 | .24 |
| NA055CP0 | 5.4998 | 6.0003 | 5.686 | 5.814 | 685 | 1,442 | 1,750 | .25 |
| NA060CP0 | 5.9998 | 6.5003 | 6.186 | 6.314 | 720 | 1,487 | 1,900 | .28 |
| NA065CP0 | 6.4998 | 7.0003 | 6.686 | 6.814 | 754 | 1,530 | 2,050 | .30 |
| NA070CP0 | 6.9998 | 7.5003 | 7.186 | 7.314 | 787 | 1,571 | 2,200 | .31 |
| NA075CP0 | 7.4998 | 8.0003 | 7.686 | 7.814 | 820 | 1,610 | 2,350 | .34 |
| NA080CP0 | 7.9998 | 8.5003 | 8.186 | 8.314 | 851 | 1,647 | 2,500 | .38 |
| NA090CP0 | 8.9998 | 9.5003 | 9.186 | 9.314 | 912 | 1,718 | 2,810 | .44 |
| NA100CP0 | 9.9998 | 10.5003 | 10.186 | 10.314 | 969 | 1,784 | 3,110 | .50 |
| NA110CP0 | 10.9998 | 11.5003 | 11.186 | 11.314 | 1,025 | 1,846 | 3,410 | .52 |
| NA120CP0 | 11.9998 | 12.5003 | 12.186 | 12.314 | 1,078 | 1,904 | 3,720 | .56 |



① Capacities listed are not simultaneous. For combined loading see discussion of Bearing Selection and Load Analysis. Dynamic capacities are based upon 1 million revolutions of L10 life. Published capacities do not apply to hybrid series bearings P, X, and Y - contact Kaydon product engineering for values.

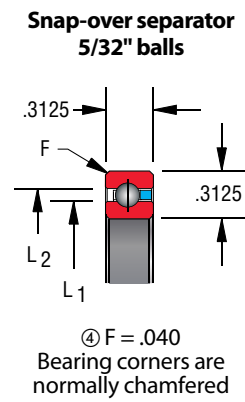
② Static capacities are non-brinell limits based on rigid support from the shaft and housing.

③ ISO Radial ratings are calculated per ISO 281:1990. They are included for comparison only (refer to Page 95).

④ "F" is the maximum shaft or housing fillet radius the bearing corners will clear.

Type C – Open Endurakote-Plated Endura-Slim Bearings, RADIAL CONTACT

| NB Series | | | | | | | | |
|-----------------------|----------------------|--------------|----------------|----------------|-----------------------------------|-------------------------|---------------------|---------------------|
| KAYDON Bearing Number | Dimensions in Inches | | | | Capacities in Pounds ^① | | | Approx. Wt. in lbs. |
| | Size | | Land Diameters | | Dynamic | | Static ^② | |
| | Bore | Outside Dia. | L ₁ | L ₂ | KAYDON Radial | ISO Radial ^③ | Radial | |
| NB020CP0 | 2.0000 | 2.6252 | 2.231 | 2.393 | 577 | 1,431 | 930 | .16 |
| NB025CP0 | 2.5000 | 3.1252 | 2.731 | 2.893 | 644 | 1,549 | 1,140 | .20 |
| NB030CP0 | 3.0000 | 3.6252 | 3.231 | 3.393 | 707 | 1,651 | 1,340 | .24 |
| NB035CP0 | 3.5000 | 4.1252 | 3.731 | 3.893 | 767 | 1,743 | 1,540 | .27 |
| NB040CP0 | 3.9998 | 4.6253 | 4.231 | 4.393 | 825 | 1,827 | 1,750 | .30 |
| NB042CP0 | 4.2498 | 4.8753 | 4.481 | 4.643 | 846 | 1,853 | 1,830 | .31 |
| NB045CP0 | 4.4998 | 5.1253 | 4.731 | 4.893 | 880 | 1,904 | 1,950 | .33 |
| NB047CP0 | 4.7498 | 5.3753 | 4.981 | 5.143 | 901 | 1,928 | 2,030 | .34 |
| NB050CP0 | 4.9998 | 5.6253 | 5.231 | 5.393 | 933 | 1,976 | 2,150 | .38 |
| NB055CP0 | 5.4998 | 6.1253 | 5.731 | 5.893 | 984 | 2,044 | 2,360 | .41 |
| NB060CP0 | 5.9998 | 6.6253 | 6.231 | 6.393 | 1,034 | 2,108 | 2,560 | .44 |
| NB065CP0 | 6.4998 | 7.1253 | 6.731 | 6.893 | 1,082 | 2,168 | 2,760 | .47 |
| NB070CP0 | 6.9998 | 7.6253 | 7.231 | 7.393 | 1,129 | 2,226 | 2,970 | .50 |
| NB075CP0 | 7.4998 | 8.1253 | 7.731 | 7.893 | 1,175 | 2,281 | 3,170 | .53 |
| NB080CP0 | 7.9998 | 8.6253 | 8.231 | 8.393 | 1,219 | 2,334 | 3,370 | .57 |
| NB090CP0 | 8.9998 | 9.6253 | 9.231 | 9.393 | 1,304 | 2,434 | 3,780 | .66 |
| NB100CP0 | 9.9998 | 10.6253 | 10.231 | 10.393 | 1,386 | 2,527 | 4,190 | .73 |
| NB110CP0 | 10.9998 | 11.6253 | 11.231 | 11.393 | 1,464 | 2,615 | 4,590 | .75 |
| NB120CP0 | 11.9998 | 12.6253 | 12.231 | 12.393 | 1,539 | 2,698 | 5,000 | .83 |
| NB140CP0 | 13.9998 | 14.6253 | 14.231 | 14.393 | 1,680 | 2,851 | 5,810 | 1.05 |
| NB160CP0 | 15.9998 | 16.6253 | 16.231 | 16.393 | 1,812 | 2,991 | 6,620 | 1.20 |
| NB180CP0 | 17.9998 | 18.6253 | 18.231 | 18.393 | 1,936 | 3,121 | 7,440 | 1.35 |
| NB200CP0 | 19.9998 | 20.6253 | 20.231 | 20.393 | 2,053 | 3,242 | 8,250 | 1.50 |



① Capacities listed are not simultaneous. For combined loading see discussion of Bearing Selection and Load Analysis. Dynamic capacities are based upon 1 million revolutions of L10 life. Published capacities do not apply to hybrid series bearings P, X, and Y - contact Kaydon product engineering for values.

② Static capacities are non-brinell limits based on rigid support from the shaft and housing.

③ ISO Radial ratings are calculated per ISO 281:1990. They are included for comparison only (refer to Page 95).

④ "F" is the maximum shaft or housing fillet radius the bearing corners will clear.

CONTACT Kaydon at —

Kaydon Bearings • Muskegon, Michigan 49443
Telephone: 231-755-3741 • Fax: 231-759-4102



Need Service Fast?

1-800-514-3066

www.kaydonbearings.com

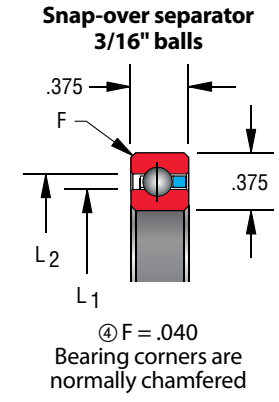


Type C – Open Endurakote-Plated Endura-Slim Bearings, RADIAL CONTACT

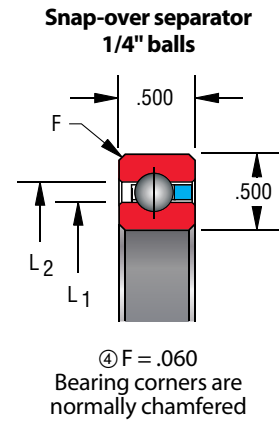
Selection Tables

Section 2

| NC Series | | | | | | | | |
|-----------------------|----------------------|--------------|----------------|----------------|-----------------------------------|-------------------------|---------------------|---------------------|
| KAYDON Bearing Number | Dimensions in Inches | | | | Capacities in Pounds ^① | | | Approx. Wt. in lbs. |
| | Size | | Land Diameters | | Dynamic | | Static ^② | |
| | Bore | Outside Dia. | L ₁ | L ₂ | KAYDON Radial | ISO Radial ^③ | Radial | |
| NC040CP0 | 3.9998 | 4.7503 | 4.277 | 4.473 | 1,073 | 2,321 | 2,100 | .45 |
| NC042CP0 | 4.2498 | 5.0003 | 4.527 | 4.723 | 1,108 | 2,370 | 2,220 | .47 |
| NC045CP0 | 4.4998 | 5.2503 | 4.777 | 4.973 | 1,143 | 2,418 | 2,340 | .48 |
| NC047CP0 | 4.7498 | 5.5003 | 5.027 | 5.223 | 1,176 | 2,464 | 2,460 | .50 |
| NC050CP0 | 4.9998 | 5.7503 | 5.277 | 5.473 | 1,209 | 2,509 | 2,590 | .58 |
| NC055CP0 | 5.4998 | 6.2503 | 5.777 | 5.973 | 1,274 | 2,594 | 2,830 | .59 |
| NC060CP0 | 5.9998 | 6.7503 | 6.277 | 6.473 | 1,337 | 2,674 | 3,070 | .63 |
| NC065CP0 | 6.4998 | 7.2503 | 6.777 | 6.973 | 1,397 | 2,751 | 3,310 | .68 |
| NC070CP0 | 6.9998 | 7.7503 | 7.277 | 7.473 | 1,457 | 2,823 | 3,550 | .73 |
| NC075CP0 | 7.4998 | 8.2503 | 7.777 | 7.973 | 1,514 | 2,893 | 3,790 | .78 |
| NC080CP0 | 7.9998 | 8.7503 | 8.277 | 8.473 | 1,570 | 2,960 | 4,030 | .84 |
| NC090CP0 | 8.9998 | 9.7503 | 9.277 | 9.473 | 1,678 | 3,085 | 4,510 | .94 |
| NC100CP0 | 9.9998 | 10.7503 | 10.277 | 10.473 | 1,781 | 3,203 | 4,990 | 1.06 |
| NC110CP0 | 10.9998 | 11.7503 | 11.277 | 11.473 | 1,879 | 3,313 | 5,470 | 1.16 |
| NC120CP0 | 11.9998 | 12.7503 | 12.277 | 12.473 | 1,974 | 3,417 | 5,950 | 1.25 |
| NC140CP0 | 13.9998 | 14.7503 | 14.277 | 14.473 | 2,154 | 3,611 | 6,910 | 1.52 |
| NC160CP0 | 15.9998 | 16.7503 | 16.277 | 16.473 | 2,321 | 3,787 | 7,880 | 1.73 |
| NC180CP0 | 17.9998 | 18.7503 | 18.277 | 18.473 | 2,478 | 3,951 | 8,840 | 1.94 |
| NC200CP0 | 19.9998 | 20.7503 | 20.277 | 20.473 | 2,626 | 4,104 | 9,800 | 2.16 |
| NC250CP0 | 24.9998 | 25.7503 | 25.277 | 25.473 | 2,962 | 4,447 | 12,200 | 2.69 |
| NC300CP0 | 29.9998 | 30.7503 | 30.277 | 30.473 | 3,260 | 4,750 | 14,610 | 3.21 |



| ND Series | | | | | | | | |
|-----------------------|----------------------|--------------|----------------|----------------|-----------------------------------|-------------------------|---------------------|---------------------|
| KAYDON Bearing Number | Dimensions in Inches | | | | Capacities in Pounds ^① | | | Approx. Wt. in lbs. |
| | Size | | Land Diameters | | Dynamic | | Static ^② | |
| | Bore | Outside Dia. | L ₁ | L ₂ | KAYDON Radial | ISO Radial ^③ | Radial | |
| ND040CP0 | 3.9998 | 5.0003 | 4.370 | 4.630 | 1,755 | 3,523 | 3,080 | .78 |
| ND042CP0 | 4.2498 | 5.2503 | 4.620 | 4.880 | 1,787 | 3,556 | 3,190 | .83 |
| ND045CP0 | 4.4998 | 5.5003 | 4.870 | 5.130 | 1,861 | 3,671 | 3,420 | .88 |
| ND047CP0 | 4.7498 | 5.7503 | 5.120 | 5.380 | 1,892 | 3,701 | 3,530 | .94 |
| ND050CP0 | 4.9998 | 6.0003 | 5.370 | 5.630 | 1,964 | 3,808 | 3,760 | 1.00 |
| ND055CP0 | 5.4998 | 6.5003 | 5.870 | 6.130 | 2,063 | 3,937 | 4,100 | 1.06 |
| ND060CP0 | 5.9998 | 7.0003 | 6.370 | 6.630 | 2,160 | 4,059 | 4,450 | 1.16 |
| ND065CP0 | 6.4998 | 7.5003 | 6.870 | 7.130 | 2,254 | 4,174 | 4,790 | 1.22 |
| ND070CP0 | 6.9998 | 8.0003 | 7.370 | 7.630 | 2,345 | 4,284 | 5,130 | 1.31 |
| ND075CP0 | 7.4998 | 8.5003 | 7.870 | 8.130 | 2,434 | 4,388 | 5,470 | 1.41 |
| ND080CP0 | 7.9998 | 9.0003 | 8.370 | 8.630 | 2,520 | 4,489 | 5,810 | 1.53 |
| ND090CP0 | 8.9998 | 10.0003 | 9.370 | 9.630 | 2,688 | 4,678 | 6,500 | 1.72 |
| ND100CP0 | 9.9998 | 11.0003 | 10.370 | 10.630 | 2,847 | 4,855 | 7,180 | 1.88 |
| ND110CP0 | 10.9998 | 12.0003 | 11.370 | 11.630 | 3,000 | 5,021 | 7,870 | 2.06 |
| ND120CP0 | 11.9998 | 13.0003 | 12.370 | 12.630 | 3,148 | 5,178 | 8,550 | 2.25 |
| ND140CP0 | 13.9998 | 15.0003 | 14.370 | 14.630 | 3,427 | 5,469 | 9,920 | 2.73 |
| ND160CP0 | 15.9998 | 17.0003 | 16.370 | 16.630 | 3,688 | 5,736 | 11,290 | 3.10 |
| ND180CP0 | 17.9998 | 19.0003 | 18.370 | 18.630 | 3,933 | 5,982 | 12,650 | 3.48 |
| ND200CP0 | 19.9998 | 21.0003 | 20.370 | 20.630 | 4,164 | 6,212 | 14,020 | 3.85 |
| ND210CP0 | 20.9998 | 22.0003 | 21.370 | 21.630 | 4,274 | 6,321 | 14,706 | 4.04 |
| ND250CP0 | 24.9998 | 26.0003 | 25.370 | 25.630 | 4,689 | 6,729 | 17,440 | 4.79 |
| ND300CP0 | 29.9998 | 31.0003 | 30.370 | 30.360 | 5,153 | 7,186 | 20,860 | 5.73 |



① Capacities listed are not simultaneous. For combined loading see discussion of [Bearing Selection](#) and [Load Analysis](#). Dynamic capacities are based upon 1 million revolutions of L10 life. Published capacities do not apply to hybrid series bearings P, X, and Y - contact Kaydon product engineering for values.

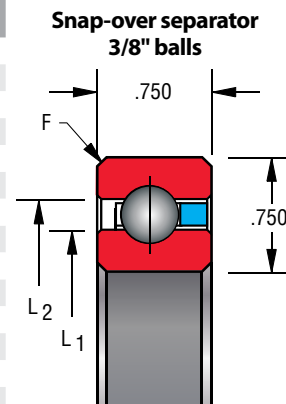
② Static capacities are non-brinell limits based on rigid support from the shaft and housing.

③ ISO Radial ratings are calculated per ISO 281:1990. They are included for comparison only (refer to [Page 95](#)).

④ "F" is the maximum shaft or housing fillet radius the bearing corners will clear.

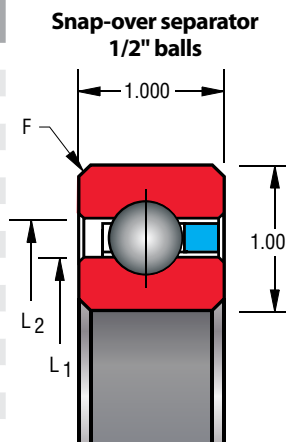
Type C – Open Endurakote-Plated Endura-Slim Bearings, RADIAL CONTACT

| NF Series | | | | | | | | |
|-----------------------|----------------------|--------------|----------------|----------------|-----------------------------------|-------------------------|---------------------|---------------------|
| KAYDON Bearing Number | Dimensions in Inches | | | | Capacities in Pounds ^① | | | Approx. Wt. in lbs. |
| | Size | | Land Diameters | | Dynamic | | Static ^② | |
| | Bore | Outside Dia. | L ₁ | L ₂ | KAYDON Radial | ISO Radial ^③ | Radial | |
| NF040CPO | 3.9998 | 5.5003 | 4.555 | 4.945 | 3,559 | 6,334 | 5,360 | 1.9 |
| NF042CPO | 4.2498 | 5.7503 | 4.805 | 5.195 | 3,655 | 6,472 | 5,640 | 2.0 |
| NF045CPO | 4.4998 | 6.0003 | 5.055 | 5.445 | 3,750 | 6,605 | 5,930 | 2.1 |
| NF047CPO | 4.7498 | 6.2503 | 5.305 | 5.695 | 3,843 | 6,732 | 6,210 | 2.2 |
| NF050CPO | 4.9998 | 6.5003 | 5.555 | 5.945 | 3,936 | 6,855 | 6,490 | 2.3 |
| NF055CPO | 5.4998 | 7.0003 | 6.055 | 6.445 | 4,116 | 7,089 | 7,050 | 2.5 |
| NF060CPO | 5.9998 | 7.5003 | 6.555 | 6.945 | 4,291 | 7,308 | 7,620 | 2.7 |
| NF065CPO | 6.4998 | 8.0003 | 7.055 | 7.445 | 4,461 | 7,516 | 8,180 | 2.9 |
| NF070CPO | 6.9998 | 8.5003 | 7.555 | 7.945 | 4,628 | 7,713 | 8,750 | 3.2 |
| NF075CPO | 7.4998 | 9.0003 | 8.055 | 8.445 | 4,791 | 7,901 | 9,310 | 3.4 |
| NF080CPO | 7.9998 | 9.5003 | 8.555 | 8.945 | 4,949 | 8,081 | 9,880 | 3.5 |
| NF090CPO | 8.9998 | 10.5003 | 9.555 | 9.945 | 5,256 | 8,421 | 11,000 | 3.9 |
| NF100CPO | 9.9998 | 11.5003 | 10.555 | 10.945 | 5,550 | 8,737 | 12,130 | 4.3 |
| NF110CPO | 10.9998 | 12.5003 | 11.555 | 11.945 | 5,833 | 9,033 | 13,260 | 4.8 |
| NF120CPO | 11.9998 | 13.5003 | 12.555 | 12.945 | 6,105 | 9,313 | 14,390 | 5.2 |
| NF140CPO | 13.9998 | 15.5003 | 14.555 | 14.945 | 6,620 | 9,832 | 16,650 | 6.0 |
| NF160CPO | 15.9998 | 17.5003 | 16.555 | 16.945 | 7,104 | 10,306 | 18,900 | 7.1 |
| NF180CPO | 17.9998 | 19.5003 | 18.555 | 18.945 | 7,557 | 10,744 | 21,160 | 7.9 |
| NF200CPO | 19.9998 | 21.5003 | 20.555 | 20.945 | 7,986 | 11,153 | 23,420 | 8.9 |
| NF250CPO | 24.9998 | 26.5003 | 25.555 | 25.945 | 8,963 | 12,074 | 29,060 | 10.9 |
| NF300CPO | 29.9998 | 31.5003 | 30.555 | 30.945 | 9,828 | 12,887 | 34,700 | 13.0 |
| NF350CPO | 34.9998 | 36.5003 | 35.555 | 35.945 | 10,603 | 13,620 | 40,350 | 15.1 |
| NF400CPO | 39.9998 | 41.5003 | 40.555 | 40.945 | 11,302 | 14,289 | 45,990 | 17.2 |



④ F = .080
Bearing corners are normally chamfered

| NG Series | | | | | | | | |
|-----------------------|----------------------|--------------|----------------|----------------|-----------------------------------|-------------------------|---------------------|---------------------|
| KAYDON Bearing Number | Dimensions in Inches | | | | Capacities in Pounds ^① | | | Approx. Wt. in lbs. |
| | Size | | Land Diameters | | Dynamic | | Static ^② | |
| | Bore | Outside Dia. | L ₁ | L ₂ | KAYDON Radial | ISO Radial ^③ | Radial | |
| NG040CPO | 3.9998 | 6.0003 | 4.742 | 5.258 | 6,115 | 9,579 | 8,210 | 3.6 |
| NG042CPO | 4.2498 | 6.2503 | 4.992 | 5.508 | 6,061 | 9,481 | 8,210 | 3.8 |
| NG045CPO | 4.4998 | 6.5003 | 5.242 | 5.758 | 6,277 | 9,797 | 8,760 | 4.0 |
| NG047CPO | 4.7498 | 6.7503 | 5.492 | 6.008 | 6,487 | 10,009 | 9,300 | 4.1 |
| NG050CPO | 4.9998 | 7.0003 | 5.742 | 6.258 | 6,691 | 10,388 | 9,850 | 4.3 |
| NG055CPO | 5.4998 | 7.5003 | 6.242 | 6.758 | 6,850 | 10,563 | 10,400 | 4.7 |
| NG060CPO | 5.9998 | 8.0003 | 6.742 | 7.258 | 7,241 | 11,085 | 11,490 | 5.1 |
| NG065CPO | 6.4998 | 8.5003 | 7.242 | 7.758 | 7,393 | 11,234 | 12,040 | 5.4 |
| NG070CPO | 6.9998 | 9.0003 | 7.742 | 8.258 | 7,764 | 11,705 | 13,130 | 5.8 |
| NG075CPO | 7.4998 | 9.5003 | 8.242 | 8.758 | 7,911 | 11,835 | 13,680 | 6.1 |
| NG080CPO | 7.9998 | 10.0003 | 8.742 | 9.258 | 8,265 | 12,266 | 14,770 | 6.5 |
| NG090CPO | 8.9998 | 11.0003 | 9.742 | 10.258 | 8,743 | 12,782 | 16,420 | 7.2 |
| NG100CPO | 9.9998 | 12.0003 | 10.742 | 11.258 | 9,204 | 13,261 | 18,060 | 7.9 |
| NG110CPO | 10.9998 | 13.0003 | 11.742 | 12.258 | 9,648 | 13,710 | 19,700 | 8.6 |
| NG120CPO | 11.9998 | 14.0003 | 12.742 | 13.258 | 10,074 | 14,133 | 21,340 | 9.3 |
| NG140CPO | 13.9998 | 16.0003 | 14.742 | 15.258 | 10,886 | 14,916 | 24,620 | 10.8 |
| NG160CPO | 15.9998 | 18.0003 | 16.742 | 17.258 | 11,648 | 15,631 | 27,910 | 12.3 |
| NG180CPO | 17.9998 | 20.0003 | 18.742 | 19.258 | 12,367 | 16,291 | 31,190 | 13.7 |
| NG200CPO | 19.9998 | 22.0003 | 20.742 | 21.258 | 13,044 | 16,907 | 34,470 | 15.8 |
| NG220CPO | 21.9998 | 24.0003 | 22.742 | 23.258 | 13,685 | 17,486 | 37,757 | 16.8 |
| NG250CPO | 24.9998 | 27.0003 | 25.742 | 26.258 | 14,591 | 18,295 | 42,680 | 19.5 |
| NG300CPO | 29.9998 | 32.0003 | 30.742 | 31.258 | 15,963 | 19,519 | 50,890 | 23.3 |
| NG350CPO | 34.9998 | 37.0003 | 35.742 | 36.258 | 17,195 | 20,622 | 59,100 | 27.1 |
| NG400CPO | 39.9998 | 42.0003 | 40.742 | 41.258 | 18,307 | 21,630 | 67,310 | 30.8 |



④ F = .080
Bearing corners are normally chamfered

① Capacities listed are not simultaneous. For combined loading see discussion of Bearing Selection and Load Analysis. Dynamic capacities are based upon 1 million revolutions of L10 life. Published capacities do not apply to hybrid series bearings P, X, and Y - contact Kaydon product engineering for values.
 ② Static capacities are non-brinell limits based on rigid support from the shaft and housing.
 ③ ISO Radial ratings are calculated per ISO 281:1990. They are included for comparison only (refer to Page 95).
 ④ "F" is the maximum shaft or housing fillet radius the bearing corners will clear.

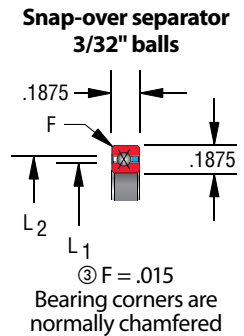
Open Endurakote-Plated Endura-Slim Bearing Selections

Type X – FOUR-POINT CONTACT

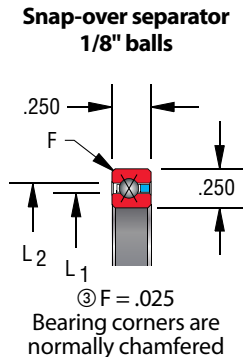
A Conrad-assembled bearing designed for applications involving multiple loads. Unique internal geometry permits application of radial load, thrust load in either direction, and moment load,

individually or in any combination. A single four-point contact bearing may replace two bearings in many applications.

| NAA Series | | | | | | | | | | | |
|-----------------------|----------------------|--------------|----------------|----------------|-------------------------|--------------|-----------------|---------------------|--------------|-----------------|---------------------|
| KAYDON Bearing Number | Dimensions in Inches | | | | Capacities ^① | | | | | | Approx. Wt. in lbs. |
| | Size | | Land Diameters | | Dynamic | | | Static ^② | | | |
| | Bore | Outside Dia. | L ₁ | L ₂ | Radial (lbs) | Thrust (lbs) | Moment (in-lbs) | Radial (lbs) | Thrust (lbs) | Moment (in-lbs) | |
| NAA10XL0 | 1.0000 | 1.3752 | 1.140 | 1.235 | 247 | 370 | 110 | 290 | 730 | 170 | .026 |
| NAA15XL0 | 1.5000 | 1.8752 | 1.640 | 1.735 | 296 | 460 | 187 | 400 | 1,000 | 340 | .039 |
| NAA17XL0 | 1.7500 | 2.1252 | 1.890 | 1.985 | 319 | 500 | 232 | 460 | 1,140 | 440 | .045 |



| NA Series | | | | | | | | | | | |
|-----------------------|----------------------|--------------|----------------|----------------|-------------------------|--------------|-----------------|---------------------|--------------|-----------------|---------------------|
| KAYDON Bearing Number | Dimensions in Inches | | | | Capacities ^① | | | | | | Approx. Wt. in lbs. |
| | Size | | Land Diameters | | Dynamic | | | Static ^② | | | |
| | Bore | Outside Dia. | L ₁ | L ₂ | Radial (lbs) | Thrust (lbs) | Moment (in-lbs) | Radial (lbs) | Thrust (lbs) | Moment (in-lbs) | |
| NA020XP0 | 2.0000 | 2.5002 | 2.186 | 2.314 | 514 | 790 | 434 | 680 | 1,710 | 770 | .10 |
| NA025XP0 | 2.5000 | 3.0002 | 2.686 | 2.814 | 583 | 910 | 601 | 830 | 2,090 | 1,150 | .13 |
| NA030XP0 | 3.0000 | 3.5002 | 3.186 | 3.314 | 643 | 1,010 | 785 | 990 | 2,470 | 1,600 | .15 |
| NA035XP0 | 3.5000 | 4.0002 | 3.686 | 3.814 | 701 | 1,110 | 986 | 1,140 | 2,850 | 2,130 | .18 |
| NA040XP0 | 3.9998 | 4.5003 | 4.186 | 4.314 | 756 | 1,210 | 1,205 | 1,290 | 3,220 | 2,740 | .19 |
| NA042XP0 | 4.2498 | 4.7503 | 4.436 | 4.564 | 783 | 1,260 | 1,321 | 1,370 | 3,410 | 3,070 | .20 |
| NA045XP0 | 4.4998 | 5.0003 | 4.686 | 4.814 | 809 | 1,310 | 1,441 | 1,440 | 3,600 | 3,420 | .22 |
| NA047XP0 | 4.7498 | 5.2503 | 4.936 | 5.064 | 834 | 1,350 | 1,565 | 1,520 | 3,790 | 3,790 | .23 |
| NA050XP0 | 4.9998 | 5.5003 | 5.186 | 5.314 | 859 | 1,400 | 1,693 | 1,590 | 3,980 | 4,180 | .24 |
| NA055XP0 | 5.4998 | 6.0003 | 5.686 | 5.814 | 908 | 1,480 | 1,959 | 1,750 | 4,360 | 5,020 | .25 |
| NA060XP0 | 5.9998 | 6.5003 | 6.186 | 6.314 | 955 | 1,570 | 2,240 | 1,900 | 4,740 | 5,930 | .28 |
| NA065XP0 | 6.4998 | 7.0003 | 6.686 | 6.814 | 1,001 | 1,650 | 2,535 | 2,050 | 5,120 | 6,910 | .30 |
| NA070XP0 | 6.9998 | 7.5003 | 7.186 | 7.314 | 1,046 | 1,730 | 2,844 | 2,200 | 5,500 | 7,980 | .31 |
| NA075XP0 | 7.4998 | 8.0003 | 7.686 | 7.814 | 1,089 | 1,810 | 3,165 | 2,350 | 5,880 | 9,120 | .34 |
| NA080XP0 | 7.9998 | 8.5003 | 8.186 | 8.314 | 1,131 | 1,890 | 3,499 | 2,500 | 6,260 | 10,330 | .38 |
| NA090XP0 | 8.9998 | 9.5003 | 9.186 | 9.314 | 1,212 | 2,040 | 4,204 | 2,810 | 7,020 | 12,990 | .44 |
| NA100XP0 | 9.9998 | 10.5003 | 10.186 | 10.314 | 1,289 | 2,180 | 4,956 | 3,110 | 7,780 | 15,940 | .50 |
| NA110XP0 | 10.9998 | 11.5003 | 11.186 | 11.314 | 1,362 | 2,320 | 5,750 | 3,410 | 8,540 | 19,210 | .52 |
| NA120XP0 | 11.9998 | 12.5003 | 12.186 | 12.314 | 1,433 | 2,450 | 6,587 | 3,720 | 9,300 | 22,770 | .56 |



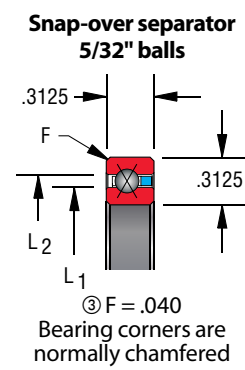
① Capacities listed are not simultaneous. For combined loading see discussion of [Bearing Selection](#) and [Load Analysis](#). Dynamic capacities are based upon 1 million revolutions of L10 life. Published capacities do not apply to hybrid series bearings P, X, and Y - contact Kaydon product engineering for values.

② Static capacities are non-brinell limits based on rigid support from the shaft and housing.

③ "F" is the maximum shaft or housing fillet radius the bearing corners will clear.

Type X – Open Endurakote-Plated Endura-Slim Bearings, FOUR-POINT CONTACT

| NB Series | | | | | | | | | | | |
|-----------------------|----------------------|--------------|----------------|----------------|-------------------------|--------------|-----------------|---------------------|--------------|-----------------|---------------------|
| KAYDON Bearing Number | Dimensions in Inches | | | | Capacities ^① | | | | | | Approx. Wt. in lbs. |
| | Size | | Land Diameters | | Dynamic | | | Static ^② | | | |
| | Bore | Outside Dia. | L ₁ | L ₂ | Radial (lbs) | Thrust (lbs) | Moment (in-lbs) | Radial (lbs) | Thrust (lbs) | Moment (in-lbs) | |
| NB020XP0 | 2.0000 | 2.6252 | 2.231 | 2.393 | 758 | 1,130 | 658 | 930 | 2,340 | 1,080 | .16 |
| NB025XP0 | 2.5000 | 3.1252 | 2.731 | 2.893 | 848 | 1,290 | 895 | 1,140 | 2,840 | 1,600 | .19 |
| NB030XP0 | 3.0000 | 3.6252 | 3.231 | 3.393 | 933 | 1,440 | 1,159 | 1,340 | 3,350 | 2,220 | .24 |
| NB035XP0 | 3.5000 | 4.1252 | 3.731 | 3.893 | 1,014 | 1,590 | 1,450 | 1,540 | 3,860 | 2,940 | .27 |
| NB040XP0 | 3.9998 | 4.6253 | 4.231 | 4.393 | 1,091 | 1,720 | 1,764 | 1,750 | 4,370 | 3,770 | .30 |
| NB042XP0 | 4.2498 | 4.8753 | 4.481 | 4.643 | 1,120 | 1,780 | 1,917 | 1,830 | 4,570 | 4,170 | .31 |
| NB045XP0 | 4.4998 | 5.1253 | 4.731 | 4.893 | 1,165 | 1,850 | 2,103 | 1,950 | 4,880 | 4,690 | .33 |
| NB047XP0 | 4.7498 | 5.3753 | 4.981 | 5.143 | 1,193 | 1,900 | 2,265 | 2,030 | 5,080 | 5,140 | .34 |
| NB050XP0 | 4.9998 | 5.6253 | 5.231 | 5.393 | 1,236 | 1,980 | 2,463 | 2,150 | 5,380 | 5,720 | .38 |
| NB055XP0 | 5.4998 | 6.1253 | 5.731 | 5.893 | 1,304 | 2,100 | 2,844 | 2,360 | 5,890 | 6,850 | .41 |
| NB060XP0 | 5.9998 | 6.6253 | 6.231 | 6.393 | 1,371 | 2,220 | 3,247 | 2,560 | 6,400 | 8,080 | .44 |
| NB065XP0 | 6.4998 | 7.1253 | 6.731 | 6.893 | 1,435 | 2,340 | 3,668 | 2,760 | 6,910 | 9,410 | .47 |
| NB070XP0 | 6.9998 | 7.6253 | 7.231 | 7.393 | 1,498 | 2,450 | 4,109 | 2,970 | 7,420 | 10,850 | .50 |
| NB075XP0 | 7.4998 | 8.1253 | 7.731 | 7.893 | 1,559 | 2,560 | 4,568 | 3,170 | 7,920 | 12,380 | .53 |
| NB080XP0 | 7.9998 | 8.6253 | 8.231 | 8.393 | 1,618 | 2,670 | 5,045 | 3,370 | 8,430 | 14,020 | .57 |
| NB090XP0 | 8.9998 | 9.6253 | 9.231 | 9.393 | 1,732 | 2,880 | 6,050 | 3,780 | 9,450 | 17,600 | .66 |
| NB100XP0 | 9.9998 | 10.6253 | 10.231 | 10.393 | 1,841 | 3,080 | 7,121 | 4,190 | 10,460 | 21,580 | .73 |
| NB110XP0 | 10.9998 | 11.6253 | 11.231 | 11.393 | 1,945 | 3,280 | 8,254 | 4,590 | 11,480 | 25,970 | .75 |
| NB120XP0 | 11.9998 | 12.6253 | 12.231 | 12.393 | 2,045 | 3,470 | 9,446 | 5,000 | 12,500 | 30,770 | .83 |
| NB140XP0 | 13.9998 | 14.6253 | 14.231 | 14.393 | 2,234 | 3,840 | 11,994 | 5,810 | 14,530 | 41,580 | 1.05 |
| NB160XP0 | 15.9998 | 16.6253 | 16.231 | 16.393 | 2,410 | 4,190 | 14,750 | 6,620 | 16,560 | 54,020 | 1.20 |
| NB180XP0 | 17.9998 | 18.6253 | 18.231 | 18.393 | 2,576 | 4,520 | 17,694 | 7,440 | 18,590 | 68,090 | 1.35 |
| NB200XP0 | 19.9998 | 20.6253 | 20.231 | 20.393 | 2,731 | 4,850 | 20,813 | 8,250 | 20,620 | 83,780 | 1.50 |



① Capacities listed are not simultaneous. For combined loading see discussion of Bearing Selection and Load Analysis. Dynamic capacities are based upon 1 million revolutions of L10 life. Published capacities do not apply to hybrid series bearings P, X, and Y - contact Kaydon product engineering for values.
 ② Static capacities are non-brinell limits based on rigid support from the shaft and housing.
 ③ "F" is the maximum shaft or housing fillet radius the bearing corners will clear.

CONTACT Kaydon at —
Kaydon Bearings • Muskegon, Michigan 49443
Telephone: 231-755-3741 • Fax: 231-759-4102

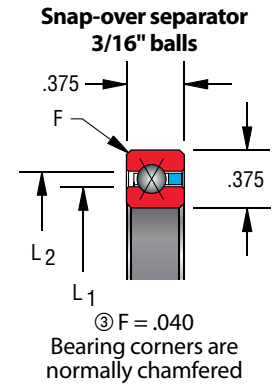
Need Service Fast?
1-800-514-3066
www.kaydonbearings.com



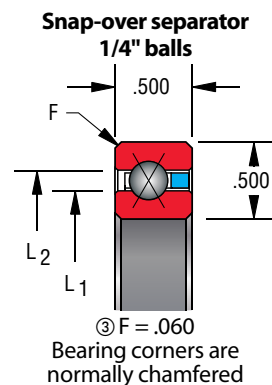

Type X – Open Endurakote-Plated Endura-Slim Bearings, FOUR-POINT CONTACT

Selection Tables
Section 2

| NC Series | | | | | | | | | | | |
|-----------------------|----------------------|--------------|----------------|----------------|-------------------------|--------------|-----------------|---------------------|--------------|-----------------|---------------------|
| KAYDON Bearing Number | Dimensions in Inches | | | | Capacities ^① | | | | | | Approx. Wt. in lbs. |
| | Size | | Land Diameters | | Dynamic | | | Static ^② | | | |
| | Bore | Outside Dia. | L ₁ | L ₂ | Radial (lbs) | Thrust (lbs) | Moment (in-lbs) | Radial (lbs) | Thrust (lbs) | Moment (in-lbs) | |
| NC040XP0 | 3.9998 | 4.7503 | 4.277 | 4.473 | 1,417 | 2,210 | 2,326 | 2,100 | 5,260 | 4,600 | .45 |
| NC042XP0 | 4.2498 | 5.0003 | 4.527 | 4.723 | 1,464 | 2,290 | 2,541 | 2,220 | 5,560 | 5,140 | .47 |
| NC045XP0 | 4.4998 | 5.2503 | 4.777 | 4.973 | 1,510 | 2,380 | 2,762 | 2,340 | 5,860 | 5,710 | .48 |
| NC047XP0 | 4.7498 | 5.5003 | 5.027 | 5.223 | 1,556 | 2,460 | 2,991 | 2,460 | 6,160 | 6,320 | .50 |
| NC050XP0 | 4.9998 | 5.7503 | 5.277 | 5.473 | 1,600 | 2,540 | 3,226 | 2,590 | 6,460 | 6,950 | .58 |
| NC055XP0 | 5.4998 | 6.2503 | 5.777 | 5.973 | 1,687 | 2,690 | 3,717 | 2,830 | 7,060 | 8,300 | .59 |
| NC060XP0 | 5.9998 | 6.7503 | 6.277 | 6.473 | 1,770 | 2,840 | 4,234 | 3,070 | 7,660 | 9,770 | .63 |
| NC065XP0 | 6.4998 | 7.2503 | 6.777 | 6.973 | 1,851 | 2,990 | 4,775 | 3,310 | 8,270 | 11,370 | .68 |
| NC070XP0 | 6.9998 | 7.7503 | 7.277 | 7.473 | 1,931 | 3,130 | 5,341 | 3,550 | 8,870 | 13,080 | .73 |
| NC075XP0 | 7.4998 | 8.2503 | 7.777 | 7.973 | 2,007 | 3,270 | 5,930 | 3,790 | 9,470 | 14,910 | .78 |
| NC080XP0 | 7.9998 | 8.7503 | 8.277 | 8.473 | 2,082 | 3,410 | 6,542 | 4,030 | 10,070 | 16,870 | .84 |
| NC090XP0 | 8.9998 | 9.7503 | 9.277 | 9.473 | 2,226 | 3,670 | 7,830 | 4,510 | 11,270 | 21,130 | .94 |
| NC100XP0 | 9.9998 | 10.7503 | 10.277 | 10.473 | 2,364 | 3,930 | 9,201 | 4,990 | 12,470 | 25,880 | 1.06 |
| NC110XP0 | 10.9998 | 11.7503 | 11.277 | 11.473 | 2,496 | 4,180 | 10,651 | 5,470 | 13,680 | 31,110 | 1.16 |
| NC120XP0 | 11.9998 | 12.7503 | 12.277 | 12.473 | 2,622 | 4,420 | 12,174 | 5,950 | 14,880 | 36,830 | 1.25 |
| NC140XP0 | 13.9998 | 14.7503 | 14.277 | 14.473 | 2,862 | 4,890 | 15,434 | 6,910 | 17,280 | 49,690 | 1.52 |
| NC160XP0 | 15.9998 | 16.7503 | 16.277 | 16.473 | 3,086 | 5,330 | 18,955 | 7,880 | 19,690 | 64,480 | 1.73 |
| NC180XP0 | 17.9998 | 18.7503 | 18.277 | 18.473 | 3,295 | 5,760 | 22,712 | 8,840 | 22,090 | 81,190 | 1.94 |
| NC200XP0 | 19.9998 | 20.7503 | 20.277 | 20.473 | 3,492 | 6,170 | 26,695 | 9,800 | 24,500 | 99,830 | 2.16 |
| NC250XP0 | 24.9998 | 25.7503 | 25.277 | 25.473 | 3,941 | 7,140 | 37,518 | 12,200 | 30,510 | 154,800 | 2.69 |
| NC300XP0 | 29.9998 | 30.7503 | 30.277 | 30.473 | 4,338 | 8,050 | 49,436 | 14,610 | 36,520 | 221,900 | 3.21 |



| ND Series | | | | | | | | | | | |
|-----------------------|----------------------|--------------|----------------|----------------|-------------------------|--------------|-----------------|---------------------|--------------|-----------------|---------------------|
| KAYDON Bearing Number | Dimensions in Inches | | | | Capacities ^① | | | | | | Approx. Wt. in lbs. |
| | Size | | Land Diameters | | Dynamic | | | Static ^② | | | |
| | Bore | Outside Dia. | L ₁ | L ₂ | Radial (lbs) | Thrust (lbs) | Moment (in-lbs) | Radial (lbs) | Thrust (lbs) | Moment (in-lbs) | |
| ND040XP0 | 3.9998 | 5.0003 | 4.370 | 4.630 | 2,311 | 3,520 | 3,901 | 3,080 | 7,700 | 6,930 | .78 |
| ND042XP0 | 4.2498 | 5.2503 | 4.620 | 4.880 | 2,355 | 3,600 | 4,196 | 3,190 | 7,980 | 7,580 | .83 |
| ND045XP0 | 4.4998 | 5.5003 | 4.870 | 5.130 | 2,454 | 3,770 | 4,602 | 3,420 | 8,550 | 8,550 | .88 |
| ND047XP0 | 4.7498 | 5.7503 | 5.120 | 5.380 | 2,496 | 3,860 | 4,916 | 3,530 | 8,840 | 9,280 | .94 |
| ND050XP0 | 4.9998 | 6.0003 | 5.370 | 5.630 | 2,592 | 4,020 | 5,348 | 3,760 | 9,410 | 10,350 | 1.00 |
| ND055XP0 | 5.4998 | 6.5003 | 5.870 | 6.130 | 2,725 | 4,260 | 6,134 | 4,100 | 10,260 | 12,310 | 1.06 |
| ND060XP0 | 5.9998 | 7.0003 | 6.370 | 6.630 | 2,855 | 4,490 | 6,961 | 4,450 | 11,120 | 14,450 | 1.16 |
| ND065XP0 | 6.4998 | 7.5003 | 6.870 | 7.130 | 2,980 | 4,720 | 7,826 | 4,790 | 11,970 | 16,760 | 1.22 |
| ND070XP0 | 6.9998 | 8.0003 | 7.370 | 7.630 | 3,103 | 4,940 | 8,730 | 5,130 | 12,830 | 19,240 | 1.31 |
| ND075XP0 | 7.4998 | 8.5003 | 7.870 | 8.130 | 3,222 | 5,160 | 9,669 | 5,470 | 13,680 | 21,890 | 1.41 |
| ND080XP0 | 7.9998 | 9.0003 | 8.370 | 8.630 | 3,338 | 5,370 | 10,643 | 5,810 | 14,540 | 24,710 | 1.53 |
| ND090XP0 | 8.9998 | 10.0003 | 9.370 | 9.630 | 3,561 | 5,790 | 12,693 | 6,500 | 16,250 | 30,870 | 1.72 |
| ND100XP0 | 9.9998 | 11.0003 | 10.370 | 10.630 | 3,776 | 6,190 | 14,872 | 7,180 | 17,960 | 37,710 | 1.88 |
| ND110XP0 | 10.9998 | 12.0003 | 11.370 | 11.630 | 3,981 | 6,570 | 17,173 | 7,870 | 19,670 | 45,230 | 2.06 |
| ND120XP0 | 11.9998 | 13.0003 | 12.370 | 12.630 | 4,178 | 6,950 | 19,590 | 8,550 | 21,380 | 53,440 | 2.25 |
| ND140XP0 | 13.9998 | 15.0003 | 14.370 | 14.630 | 4,551 | 7,670 | 24,755 | 9,920 | 24,800 | 71,910 | 2.73 |
| ND160XP0 | 15.9998 | 17.0003 | 16.370 | 16.630 | 4,899 | 8,360 | 30,325 | 11,290 | 28,220 | 93,110 | 3.10 |
| ND180XP0 | 17.9998 | 19.0003 | 18.370 | 18.630 | 5,226 | 9,030 | 36,268 | 12,650 | 31,640 | 117,000 | 3.48 |
| ND200XP0 | 19.9998 | 21.0003 | 20.370 | 20.630 | 5,534 | 9,670 | 42,561 | 14,020 | 35,060 | 143,700 | 3.85 |
| ND210XP0 | 20.9998 | 22.0003 | 21.370 | 21.630 | 5,682 | 9,980 | 45,826 | 14,710 | 36,770 | 158,100 | 4.04 |
| ND250XP0 | 24.9998 | 26.0003 | 25.370 | 25.630 | 6,235 | 11,180 | 59,649 | 17,440 | 43,610 | 222,400 | 4.79 |
| ND300XP0 | 29.9998 | 31.0003 | 30.370 | 30.630 | 6,856 | 12,600 | 78,447 | 20,860 | 52,160 | 318,100 | 5.73 |



① Capacities listed are not simultaneous. For combined loading see discussion of Bearing Selection and Load Analysis. Dynamic capacities are based upon 1 million revolutions of L10 life. Published capacities do not apply to hybrid series bearings P, X, and Y - contact Kaydon product engineering for values.

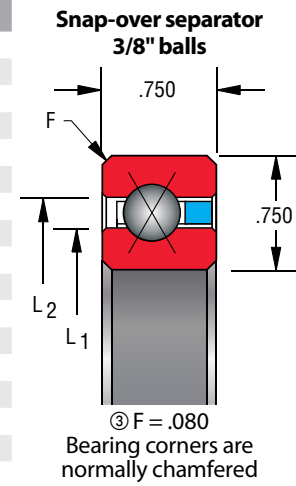
② Static capacities are non-brinell limits based on rigid support from the shaft and housing.

③ "F" is the maximum shaft or housing fillet radius the bearing corners will clear.

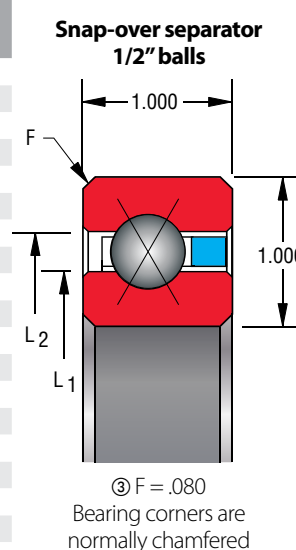
Type X – Open Endurakote-Plated Endura-Slim Bearings, FOUR-POINT CONTACT

Selection Tables
Section 2

| NF Series | | | | | | | | | | | |
|-----------------------|----------------------|--------------|----------------|----------------|-------------------------|--------------|-----------------|---------------------|--------------|-----------------|---------------------|
| KAYDON Bearing Number | Dimensions in Inches | | | | Capacities ^① | | | | | | Approx. Wt. in lbs. |
| | Size | | Land Diameters | | Dynamic | | | Static ^② | | | |
| | Bore | Outside Dia. | L ₁ | L ₂ | Radial (lbs) | Thrust (lbs) | Moment (in-lbs) | Radial (lbs) | Thrust (lbs) | Moment (in-lbs) | |
| NF040XP0 | 3.9998 | 5.5003 | 4.555 | 4.945 | 4,665 | 6,830 | 8,312 | 5,360 | 13,400 | 12,730 | 1.9 |
| NF042XP0 | 4.2498 | 5.7503 | 4.805 | 5.195 | 4,795 | 7,070 | 8,993 | 5,640 | 14,110 | 14,110 | 2.0 |
| NF045XP0 | 4.4998 | 6.0003 | 5.055 | 5.445 | 4,923 | 7,300 | 9,695 | 5,930 | 14,810 | 15,550 | 2.1 |
| NF047XP0 | 4.7498 | 6.2503 | 5.305 | 5.695 | 5,048 | 7,530 | 10,416 | 6,210 | 15,520 | 17,070 | 2.2 |
| NF050XP0 | 4.9998 | 6.5003 | 5.555 | 5.945 | 5,172 | 7,760 | 11,157 | 6,490 | 16,220 | 18,660 | 2.3 |
| NF055XP0 | 5.4998 | 7.0003 | 6.055 | 6.445 | 5,415 | 8,200 | 12,696 | 7,050 | 17,630 | 22,040 | 2.5 |
| NF060XP0 | 5.9998 | 7.5003 | 6.555 | 6.945 | 5,651 | 8,630 | 14,311 | 7,620 | 19,050 | 25,710 | 2.7 |
| NF065XP0 | 6.4998 | 8.0003 | 7.055 | 7.445 | 5,880 | 9,050 | 15,993 | 8,180 | 20,460 | 29,660 | 2.9 |
| NF070XP0 | 6.9998 | 8.5003 | 7.555 | 7.945 | 6,103 | 9,460 | 17,744 | 8,750 | 21,870 | 33,890 | 3.2 |
| NF075XP0 | 7.4998 | 9.0003 | 8.055 | 8.445 | 6,323 | 9,870 | 19,568 | 9,310 | 23,280 | 38,410 | 3.4 |
| NF080XP0 | 7.9998 | 9.5003 | 8.555 | 8.945 | 6,535 | 10,260 | 21,453 | 9,880 | 24,690 | 43,200 | 3.5 |
| NF090XP0 | 8.9998 | 10.5003 | 9.555 | 9.945 | 6,947 | 11,030 | 25,410 | 11,000 | 27,510 | 53,640 | 3.9 |
| NF100XP0 | 9.9998 | 11.5003 | 10.555 | 10.945 | 7,342 | 11,770 | 29,608 | 12,130 | 30,330 | 65,210 | 4.3 |
| NF110XP0 | 10.9998 | 12.5003 | 11.555 | 11.945 | 7,721 | 12,490 | 34,032 | 13,260 | 33,150 | 77,910 | 4.8 |
| NF120XP0 | 11.9998 | 13.5003 | 12.555 | 12.945 | 8,084 | 13,190 | 38,666 | 14,390 | 35,970 | 91,730 | 5.2 |
| NF140XP0 | 13.9998 | 15.5003 | 14.555 | 14.945 | 8,775 | 14,530 | 48,556 | 16,650 | 41,620 | 122,800 | 6.0 |
| NF160XP0 | 15.9998 | 17.5003 | 16.555 | 16.945 | 9,421 | 15,820 | 59,200 | 18,900 | 47,260 | 158,300 | 7.1 |
| NF180XP0 | 17.9998 | 19.5003 | 18.555 | 18.945 | 10,028 | 17,060 | 70,537 | 21,160 | 52,900 | 198,400 | 7.9 |
| NF200XP0 | 19.9998 | 21.5003 | 20.555 | 20.945 | 10,602 | 18,250 | 82,528 | 23,420 | 58,550 | 243,000 | 8.9 |
| NF250XP0 | 24.9998 | 26.5003 | 25.555 | 25.945 | 11,909 | 21,070 | 115,037 | 29,060 | 72,650 | 374,200 | 10.9 |
| NF300XP0 | 29.9998 | 31.5003 | 30.555 | 30.945 | 13,065 | 23,720 | 150,708 | 34,700 | 86,760 | 533,600 | 13.0 |
| NF350XP0 | 34.9998 | 36.5003 | 35.555 | 35.945 | 14,100 | 26,220 | 189,106 | 40,350 | 100,900 | 721,200 | 15.1 |
| NF400XP0 | 39.9998 | 41.5003 | 40.555 | 40.945 | 15,034 | 28,620 | 229,832 | 45,990 | 115,000 | 937,100 | 17.2 |



| NG Series | | | | | | | | | | | |
|-----------------------|----------------------|--------------|----------------|----------------|-------------------------|--------------|-----------------|---------------------|--------------|-----------------|---------------------|
| KAYDON Bearing Number | Dimensions in Inches | | | | Capacities ^① | | | | | | Approx. Wt. in lbs. |
| | Size | | Land Diameters | | Dynamic | | | Static ^② | | | |
| | Bore | Outside Dia. | L ₁ | L ₂ | Radial (lbs) | Thrust (lbs) | Moment (in-lbs) | Radial (lbs) | Thrust (lbs) | Moment (in-lbs) | |
| NG040XP0 | 3.9998 | 6.0003 | 4.742 | 5.258 | 7,979 | 11,260 | 14,966 | 8,210 | 20,520 | 20,520 | 3.6 |
| NG042XP0 | 4.2498 | 6.2503 | 4.992 | 5.508 | 7,917 | 11,260 | 15,592 | 8,210 | 20,520 | 21,550 | 3.8 |
| NG045XP0 | 4.4998 | 6.5003 | 5.242 | 5.758 | 8,205 | 11,750 | 16,930 | 8,760 | 21,890 | 24,080 | 4.0 |
| NG047XP0 | 4.7498 | 6.7503 | 5.492 | 6.008 | 8,487 | 12,230 | 18,306 | 9,300 | 23,260 | 26,740 | 4.1 |
| NG050XP0 | 4.9998 | 7.0003 | 5.742 | 6.258 | 8,762 | 12,710 | 19,721 | 9,850 | 24,620 | 29,550 | 4.3 |
| NG055XP0 | 5.4998 | 7.5003 | 6.242 | 6.758 | 8,979 | 13,180 | 21,896 | 10,400 | 25,990 | 33,790 | 4.7 |
| NG060XP0 | 5.9998 | 8.0003 | 6.742 | 7.258 | 9,503 | 14,090 | 24,956 | 11,490 | 28,730 | 40,220 | 5.1 |
| NG065XP0 | 6.4998 | 8.5003 | 7.242 | 7.758 | 9,713 | 14,530 | 27,327 | 12,040 | 30,100 | 45,140 | 5.4 |
| NG070XP0 | 6.9998 | 9.0003 | 7.742 | 8.258 | 10,208 | 15,400 | 30,636 | 13,130 | 32,830 | 52,530 | 5.8 |
| NG075XP0 | 7.4998 | 9.5003 | 8.242 | 8.758 | 10,410 | 15,820 | 33,196 | 13,680 | 34,200 | 58,140 | 6.1 |
| NG080XP0 | 7.9998 | 10.0003 | 8.742 | 9.258 | 10,882 | 16,650 | 36,743 | 14,770 | 36,940 | 66,480 | 6.5 |
| NG090XP0 | 8.9998 | 11.0003 | 9.742 | 10.258 | 11,526 | 17,870 | 43,240 | 16,420 | 41,040 | 82,080 | 7.2 |
| NG100XP0 | 9.9998 | 12.0003 | 10.742 | 11.258 | 12,147 | 19,040 | 50,124 | 18,060 | 45,140 | 99,320 | 7.9 |
| NG110XP0 | 10.9998 | 13.0003 | 11.742 | 12.258 | 12,739 | 20,180 | 57,347 | 19,700 | 49,250 | 118,200 | 8.6 |
| NG120XP0 | 11.9998 | 14.0003 | 12.742 | 13.258 | 13,315 | 21,280 | 64,935 | 21,340 | 53,350 | 138,700 | 9.3 |
| NG140XP0 | 13.9998 | 16.0003 | 14.742 | 15.258 | 14,404 | 23,410 | 81,056 | 24,620 | 61,560 | 184,700 | 10.8 |
| NG160XP0 | 15.9998 | 18.0003 | 16.742 | 17.258 | 15,425 | 25,450 | 98,373 | 27,910 | 69,770 | 237,200 | 12.3 |
| NG180XP0 | 17.9998 | 20.0003 | 18.742 | 19.258 | 16,386 | 27,410 | 116,793 | 31,190 | 77,980 | 296,300 | 13.7 |
| NG200XP0 | 19.9998 | 22.0003 | 20.742 | 21.258 | 17,293 | 29,300 | 136,238 | 34,470 | 86,180 | 362,000 | 15.8 |
| NG220XP0 | 21.9998 | 24.0003 | 22.742 | 23.258 | 18,152 | 31,130 | 156,625 | 37,760 | 94,390 | 434,200 | 17.3 |
| NG250XP0 | 24.9998 | 27.0003 | 25.742 | 26.258 | 19,360 | 33,780 | 188,838 | 42,680 | 106,700 | 554,900 | 19.5 |
| NG300XP0 | 29.9998 | 32.0003 | 30.742 | 31.258 | 21,200 | 37,980 | 246,541 | 50,890 | 127,200 | 788,800 | 23.3 |
| NG350XP0 | 34.9998 | 37.0003 | 35.742 | 36.258 | 22,845 | 41,970 | 308,527 | 59,100 | 147,700 | 1,064,000 | 27.1 |
| NG400XP0 | 39.9998 | 42.0003 | 40.742 | 41.258 | 24,332 | 45,770 | 374,256 | 67,310 | 168,300 | 1,380,000 | 30.8 |



① Capacities listed are not simultaneous. For combined loading see discussion of Bearing Selection and Load Analysis. Dynamic capacities are based upon 1 million revolutions of L10 life. Published capacities do not apply to hybrid series bearings P, X, and Y - contact Kaydon product engineering for values.
 ② Static capacities are non-brinell limits based on rigid support from the shaft and housing.
 ③ "F" is the maximum shaft or housing fillet radius the bearing corners will clear.